



Instructions: Go to the “*Net Force Sim LINK*” on the weebly. Create 3 balanced and 3 unbalanced forces. Draw the pictures that go along with them and include the force arrows with the number of Newton’s. Explain why it is a balanced or unbalanced force and why the type and direction of motion happens.

Balanced Force Drawing #1




- Why is this a balanced force and why was there no motion? COMPLETE SENTENCE

Balanced Force Drawing #2




- Why is this a balanced force and why was there no motion? COMPLETE SENTENCE

Balanced Force Drawing #3



- Why is this a balanced force and why was there no motion? COMPLETE SENTENCE

Unbalanced Force Drawing #1




- Why is this an unbalanced force and why was there motion in that direction?
COMPLETE SENTENCE

PUT NAME ON THE TOP
OF YOUR NOTEBOOK PAGE


Net Force SIM

Unbalanced Force Drawing #2



- Why is this an unbalanced force and why was there motion in that direction?
COMPLETE SENTENCE

Unbalanced Force Drawing #3



- Why is this an unbalanced force and why was there motion in that direction?
COMPLETE SENTENCE